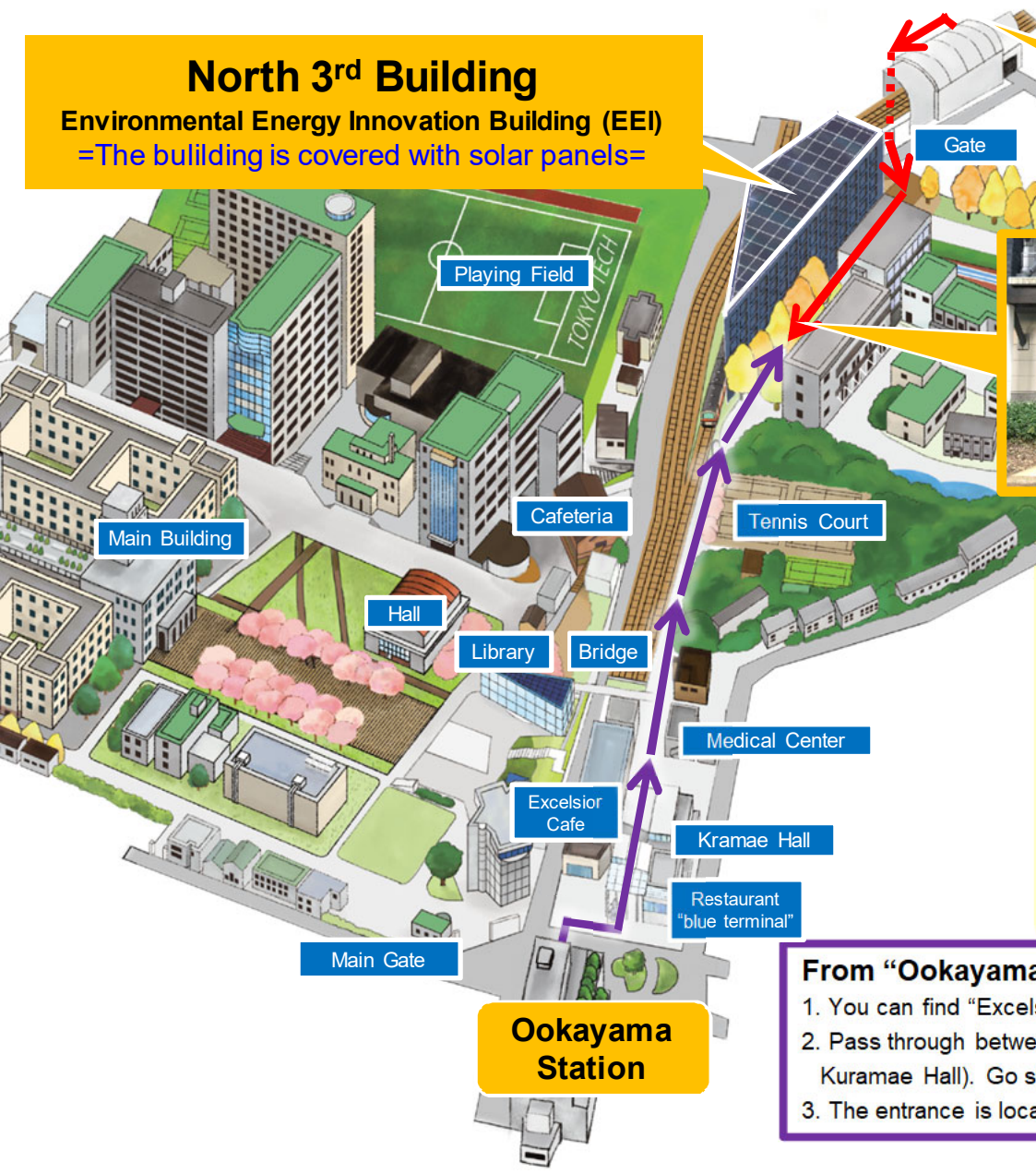


HQ, Quantum Metrology and Sensing, Science Tokyo

Institute of Science Tokyo (Science Tokyo)
2-12-1 Ookayama, Meguro-ku, Tokyo 152-8550 Japan

Midorigaoka Station

North 3rd Building
Environmental Energy Innovation Building (EEI)
=The building is covered with solar panels=



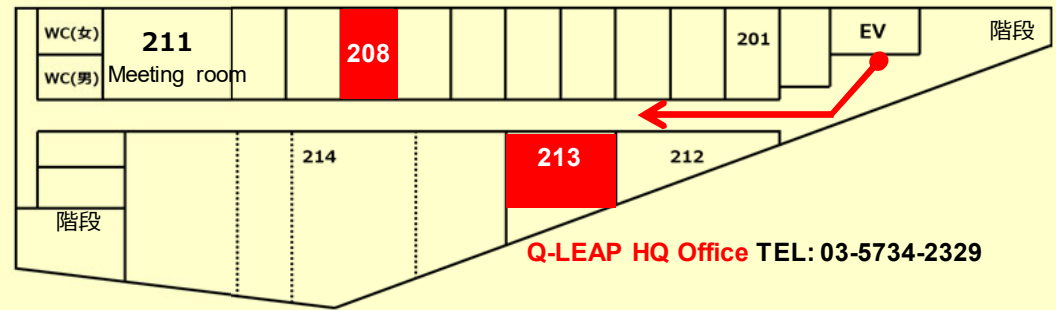
From “Midorigaoka” Station (Local trains stop) walk 3 minutes

1. Go out of the ticket gate and turn left. Follow the brick-colored road along the station building.
2. If you go a little, there is a bicycle parking lot at the station under the elevated tracks, and continue as it is.
3. There is a Science Tokyo gate in the middle of the bicycle parking lot. Immediately after entering the gate, it is a building surrounded by solar panels on the right side (along the track).
4. The entrance is located next to the monitor, in the middle of the building, on the side of the row of ginkgo trees.



You can enter the entrance freely.
Please go up to the second floor by elevator in this building.

Q-LEAP HQ Office TEL: 03-5734-3841



Q-LEAP HQ Office TEL: 03-5734-2329

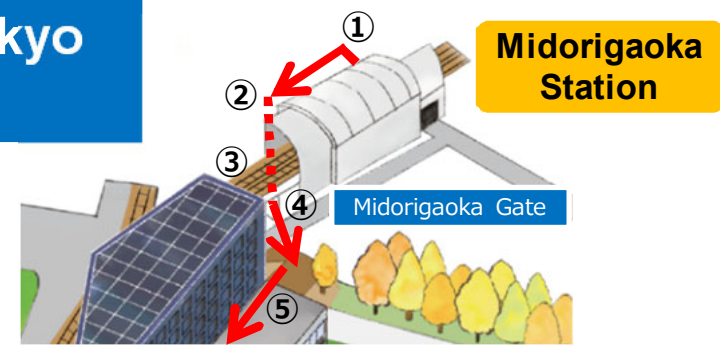
From “Ookayama” Station (Express trains stop) walk 8 minutes

1. You can find “Excelsior Café” in front of the Ookayama Station.
2. Pass through between “Excelsior Café” and “Kuramae Hall” (Restaurant “blue terminal” is on the 2nd floor of Kuramae Hall). Go straight and down the slope, then you can find “EEI Building” covered with solar panels .
3. The entrance is located next to the monitor, in the middle of the building, on the side of the row of ginkgo trees. or.

HQ, Quantum Metrology and Sensing, Science Tokyo

(Guide map from Midorigaoka Station)

The Midorigaoka gate of Science Tokyo is located in the middle of the bicycle parking lot at Midorigaoka Station, which is below the elevated tracks. Please be careful because it is a bit difficult to understand.



- ① Go out of the ticket gate and turn left. Follow the brick-colored road along the station building.



- ② Enter the bicycle parking area under the elevated tracks.




- ③ In the middle of the bicycle parking lot, there is a Science Tokyo gate on your left.



- ④ It is a building surrounded by solar panels on the right (along the railroad) immediately after entering the gate. North Bldg. 3 (EEI Bldg.)



- ⑤ Go straight along the Ginkgo trees along the EEI building, and there are gentle stairs in the middle of the building.



- ⑥ Go up the stairs, enter the glass door on the left, and take the elevator to the second floor.

